



# Hideaway Happenings

Notes from Nora...

Summer 2015

Summer's is here at last! June may not have started on a good note, but I'm sure it'll be hot soon enough. Our Summer Open House is Saturday, June 20 and Sunday, June 21 during regular store hours. Be sure to stop in to preview class projects, sign-up for classes and check out the special sales. Class sign-ups are 10% off during the open house.

The third annual I75 Yarn Crawl is Thursday, August 6 through Sunday, August 9. We'll be open extra hours during the yarn crawl. Last year there were 17 shops, 2 pit stops and over \$2,000 in door prizes from the sponsors! It was loads of fun! You'll not want to miss it. The cost of the passport is \$5 and can be purchased online at [www.i75yarncrawl.com](http://www.i75yarncrawl.com) or you can buy one here at Lambikin's later this month. Each participating shop is required to have a discount/special going on during the crawl.

As a reminder, Lambikin's offers a finishing class by appointment. Bring in a project to finish and we will help you with picking up stitches, adding button bands, seaming and blocking. Cost is \$20 per hour.




Nora

## Summer Open House


Saturday, June 20 and Sunday, June 21  
During store hours

Stop in to preview class projects

Sign-up for classes during our Spring Open House and receive 10% off class fees!



Door  
Prizes



Special  
Discounts

## Class Registration and Policies

To sign up for a class, stop by or call the shop (513-895-5648). We ask that you put down 1/2 the class fee as a deposit. When signing up for a class, please purchase the materials at the store. All materials that are for the class will be at a 10% discount. 10% discount applies to a one-time purchase only. (Knit-a-long materials are not discounted.) Books and accessories for the classes are non-refundable.

## Help Policy

We are always happy to assist a fellow knitter with any problems, but sometimes we are busy. If we can help you in 15 minutes or less, the help is no charge. If it's going to take longer, we ask that you schedule an appointment with a store employee. This is to better serve you, the customer. With an appointment, you will receive our undivided attention. The cost for help is \$10/half hour. This is very reasonable considering the years of experience we have. Anyone signing up for a class will receive 60 minutes of free help on the class project. Please call ahead if you would like help with your class project. If you have any questions about the policy, please don't hesitate to ask.

---

## Getting Started and Regular Happenings

### Beginning Knitting for Adults

**Session 1:** Saturday, June 27,  
July 11 & 25 1 - 3 pm

**Session 2:** Thursday, July 2, 16 &  
30 1 - 3 pm

**Cost:** \$40

**Materials:** Smooth worsted weight  
light colored yarn, size 8 needles

**Description:** Come on in and learn to  
knit! You will learn the basics of  
knitting while getting the knowledge  
that you will need to do projects of  
your choice. The first week of class  
will be spent casting on and learning  
the knit stitch. Week two, we will  
add purling into the mix. Week three  
we will start a project of your  
choice using your newly learned  
knitting skills.

### Monday Night Knit & Crochet Too

**When:** Mondays 6 - 8 pm

**Cost:** Free

**Description:** Come and hang out  
with fellow knitters and crocheters,  
share your knowledge and projects.  
As a courtesy to the shop, we  
appreciate that on Knit Night, you  
knit or crochet with Lambikin's yarn.

### Finishing Class

Finishing classes are available by  
appointment. Bring in a project to  
finish and we will help you with  
picking up stitches, adding button  
bands, seaming and blocking. Cost is  
\$20 per hour.

### The Friends' Class

This a private class for you and your  
friends to work on a specific project  
that isn't on our current class  
schedule. Call the shop to schedule  
this private party. The cost for this  
2 hour class is \$25 per person.

**Private Knitting Lessons** are  
available for \$20 per hour. Call to  
schedule an appointment and receive  
some individualized attention on a  
current project or to learn a new  
technique



---

## Sock Classes

### Socks 101 - Double points or 9" circular

**Session:** Saturday, June 27,  
July 11 & 25 10 - 12 pm

**Cost:** \$40, includes pattern

**Materials:** DK or worsted weight  
sock yarn, appropriate sized  
needles

**Description:** This class will teach  
you how to make socks on **double  
points or 9" circular needles**. This  
class is for the knitter who would  
like to learn to make a pair of  
handmade socks. Sock yarn makes  
it very fun to knit your own socks.


### Socks 201 - Magic Loop

**Session:** By appointment

**Cost:** \$40, includes pattern

**Materials:** Sock yarn,  
appropriate sized 40" circular  
needle

**Description:** Have you made your  
first pair of socks and are ready  
to learn the next technique in  
sock making? You will make a pair  
of patterned socks via the **Magic  
Loop Method**.



---

## Classes

### Braidsmaid by Martina Brehm

**Session:** Sunday, June 28, July 12 & 26  
3-5 pm

**Cost:** \$35, includes pattern

**Materials:** ~600 yards DK weight yarn, US 6  
needle

**Description:** There is something fascinating  
about reversible knitted cables - and they are  
just perfect to give a simple, but unusually  
constructed garter stitch shawlette a little  
twist. For this project, you should indulge and use  
the shiniest, softest yarn you can get your hands  
on. The design is such that the yarn is the star -  
and wearing this shawlette, you will feel like one  
as well. You can use any amount of yarn and knit a  
shawlette in the size you desire, the pattern is  
adjustable. If you have never tried cabling  
before, this is the perfect project to start!

### Beyond the Basics

**Session:** Monday, July 6, 13 & August 3

**Cost:** \$40

**Description:** You know how to cast on, knit  
and purl, do simple increases and decreases,  
and bind off. Let's move on to techniques and  
information that will expand your abilities as  
a knitter. In *Beyond the Basics*, you will learn  
how to fix simple mistakes and how to read  
your knitting (so you will never be lost again!).  
We will cover several methods of casting on,  
binding off, increasing, and decreasing and  
when to use each method. In addition, we will  
discuss yarn -- fiber content, weight, twist,  
etc -- so that you can choose the best  
possible yarn for your projects. Come take  
the next step to being an amazing knitter!

---

## Classes

### Monster Pants by Kristine Jorskogen

**Session:** Monday, July 13, 27 & August  
10 6 - 8 pm

**Cost:** \$35

**Materials:** DK or sport weight yarn, appropriate needle

**Description:** AS SEEN ON FACEBOOK AND PINTRIST! These cute monster pants are knit with over stitching detail in sizes 6 months to age 4 years. Short rows allow for more room in the seat. This is a quick project using DK or sport weight yarn on size 5 or 6 needles to get gauge.

### Painted by Louise Zass-Bangham

**Session:** Saturday, July 18 & August 1  
10 am - 12 pm

**Cost:** \$25, includes pattern

**Materials:** 400 - 440 yards fingering weight yarn, US 4 and 10.5 needle

**Description:** This shallow-triangle scarf is perfect for Spring. Wear it loose when weather is mild. Wrap it around and knot the ends when the wind blows.

Designed to show-off a special variegated yarn, this amazing vintage stitch pattern makes a light-weight fabric. It also works beautifully in semi-solid colors.

### Into the Woods by

**Session:** Sunday, July 19, August 2 & 16  
1 - 3 pm

**Cost:** \$25, includes pattern

**Materials:** 640 yards of a fingering weight yarn (one mini-skein pack), US 4 or 5 circular needle

**Description:** Into the Woods is a beautiful shawl designed to use one mini-skein pack. Or if you prefer, a single color would look good as well. It features a lovely leaf pattern. This class is not for the beginning lace knitter. Pattern is charted only.

### Beginning Crochet

**Session:** Sunday, July 19, August 2  
3 - 5 pm

**Cost:** \$35

**Materials:** Smooth worsted weight light colored yarn, Size G or H crochet hook

**Description:** Are you interested in learning to crochet? This is the class for you. In this class you'll learn how to chain, single crochet, double crochet, half-double crochet and many other stitches. You'll come away with a project.

### Stone Croft Shawl by Judy Marples

**Session:** Saturday, August 15, 29 &  
September 5 1 - 3 pm

**Cost:** \$35, includes pattern

**Materials:** 280 - 520 yards sport or DK yarn, US5 - US 6 circular needle

**Description:** Stone Croft Shawl is slightly asymmetrical in shape and features an easy lace border on two sides. It begins at one wing tip with a few stitches, and then is simply knit into a widening triangle.

Directions are included for two different depths of lace border, and the size of the shawl is easily adjustable to any size.

### Ow! My Aching Hands!

**Session:** Saturday, August 15  
10 am - 12 pm

**Cost:** \$5

**Description:** Do your hands hurt after knitting? Are you worried about repetitive stress injury, arthritis, or carpal tunnel? Sign up for this one day class and let Chris teach you to care for your hands and extend your pain-free knitting time. Who doesn't want that?! Please bring your knitting with you.



## Hours of Operation

Monday 11:00 - 7:00  
Tuesday 11:00 - 5:00  
Wednesday CLOSED  
Thursday 11:00 - 5:00  
Friday 11:00 - 5:00  
Saturday 10:00 - 5:00  
Sunday 12:00 - 5:00

## For Email Updates

If you are not receiving our emails, visit our web site: [www.lambikinshideaway.com](http://www.lambikinshideaway.com) to sign up.



Like us on facebook for special discounts, last minute updates, etc. <http://www.facebook.com/lambikinshideaway>

## Sunday Knit-a-long - Crestline Cardigan by Laura Chau

**Session:** Sunday, June 28, July 12, 26, August 9 & 23  
1 - 3 pm

**Cost:** Free with purchase of materials

**Materials:** DK weight yarn, US 6 needle

**Description:** CRESTLINE is a pretty cardigan with short sleeves, twisted ribbing, and ribbon lace. The yarn is worked at a slightly open gauge, and is lightweight but still warm and comfortable. Great for ocean breezes and office air-conditioning. Worked seamlessly as a compound raglan from the top down, with the body worked flat and the sleeves worked in the round.

---

“The only difference between an experienced knitter and new knitter is that the experienced knitter makes bigger mistakes faster. Be bold; there are no terrible consequences in knitting.”

— *Stephanie Pearl-McPhee*

---



## Lambikin's Hideaway

217 South B Street  
Hamilton, OH 45013

Phone: 513-895-KNIT (5648)

E-mail: [store@lambikinshideaway.com](mailto:store@lambikinshideaway.com)